

DRILLLINE Deep hole drilling tool


GUNDRILL

TUNGALOY

NEW

SLJ type -Single flute brazed Gundrills

Ideal tool for small & deep hole!



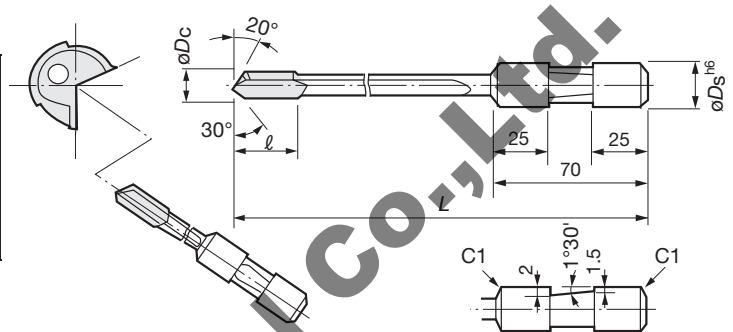
Ideal drilling tool for highly accurate deep hole!

Drill body



Specifications of A type drivers

Tool dia. ϕD_c (mm)	Driver dia. ϕD_s (mm)
$3.00 \leq \phi D_c < 5.50$	12.70
$5.50 \leq \phi D_c < 12.70$	19.05
$12.70 \leq \phi D_c < 20.00$	25.40
$20.00 \leq \phi D_c \leq 24.00$	31.75



Stock

Tool dia. ϕD_c (mm)	Cat. No. Overall length L: 400 (mm)	Stock	Cat. No. Overall length L: 600 (mm)	Stock	Cat. No. Overall length L: 1000 (mm)	Stock	Cat. No. Overall length L: 1250 (mm)	Stock	Cat. No. Overall length L: 1650 (mm)	Stock
3	SLJ0300L0400NA	●	SLJ0300L0600NA	●						
5			SLJ0500L0600NA	●	SLJ0500L1000NA	●				
5.5			SLJ0550L0600NA	●						
6			SLJ0600L0600NA	●	SLJ0600L1000NA	●	SLJ0600L1250NA	●	SLJ0600L1650NA	●
6.1							SLJ0610L1250NA	●	SLJ0610L1650NA	●
6.2							SLJ0620L1250NA	●	SLJ0620L1650NA	●
7			SLJ0700L0600NA	●	SLJ0700L1000NA	●	SLJ0700L1250NA	●	SLJ0700L1650NA	●
8			SLJ0800L0600NA	●	SLJ0800L1000NA	●	SLJ0800L1250NA	●	SLJ0800L1650NA	●
8.1							SLJ0810L1250NA	●	SLJ0810L1650NA	●
8.2							SLJ0820L1250NA	●	SLJ0820L1650NA	●
10			SLJ1000L0600NA	●	SLJ1000L1000NA	●	SLJ1000L1250NA	●	SLJ1000L1650NA	●
10.1							SLJ1010L1250NA	●	SLJ1010L1650NA	●
10.2							SLJ1020L1250NA	●	SLJ1020L1650NA	●
12							SLJ1200L1250NA	●	SLJ1200L1650NA	●
12.1							SLJ1210L1250NA	●	SLJ1210L1650NA	●
12.2							SLJ1220L1250NA	●	SLJ1220L1650NA	●

* Other sized drills are also made to order.

● : Stocked items

Guidelines for attainable accuracies

Workpiece materials	Surface roughness (μm)	Roundness (μm)	Cylindricity (μm)	Over size (μm)
Carbon and alloy steels	6 - 25	5 - 10	10 - 15	-5 - 30
Cast irons (FC, FCD / GG, GGG)	3 - 15	3 - 5	5 - 10	-5 - 15
Aluminium alloys, Copper alloys	0.3 - 6	3 - 5	5 - 10	-10 - 5

Note: Over size values given in the table are based on the tool diameter.

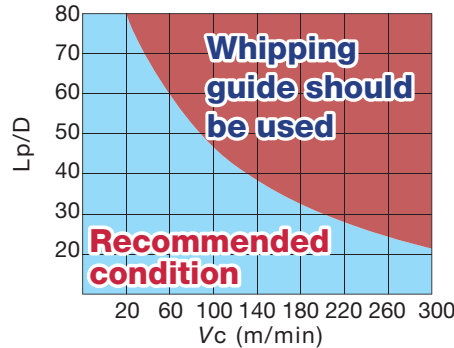
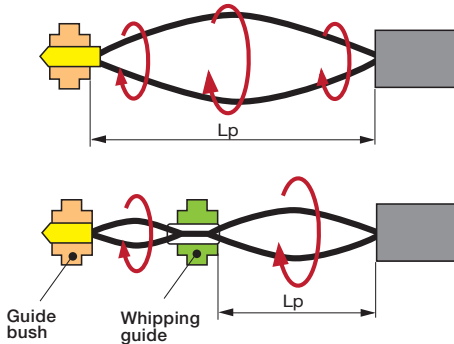
Tip length

Tool dia. ϕD_c (mm)	Tip length l (mm)
$3.0 \leq \phi D_c < 4.0$	15
$4.0 \leq \phi D_c < 5.0$	20
$5.0 \leq \phi D_c < 10.0$	25
$10.0 \leq \phi D_c < 15.0$	30
$15.0 \leq \phi D_c < 20.0$	35
$20.0 \leq \phi D_c \leq 24.0$	40

Precautions

Whipping guide

When using long GunDrill at high speed, steel pipe encounters whipping effect due to centrifugal force. This phenomenon is strongly affected with cutting speed and pipe length. Red colored portion in the following graph shows the area in which whipping guide should be used.



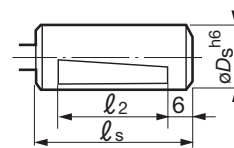
Available range of special order tool

Minimum order quantity	3 pcs
Available range	Tool diameter: $\phi D_c = 3.0 - 24.0$ mm Overall length: shown in table below Driver type: A or M type (shown in fig. below) Note: If another type of driver is needed, please confirm when requesting quotation. Grade: G2F Note: Coated gundrill is not available.

Available range of overall length

Tool diameter range ϕD_c (mm)	Overall length L max (mm)
$3.0 \leq \phi D_c < 4.1$	800
$4.1 \leq \phi D_c < 4.9$	1250
$4.9 \leq \phi D_c < 24.0$	2000

M type



Tool dia. ϕD_c (mm)	Driver dia. ϕD_s (mm)		
	ϕD_s	l_s	l_2
$3.00 \leq \phi D_c < 14.00$	20	50	38
$14.00 \leq \phi D_c < 20.00$	25	55	43
$20.00 \leq \phi D_c \leq 24.00$	32	60	48

Example of tool designation

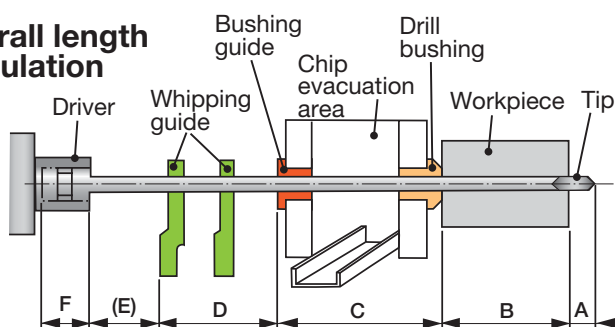
LJ - 5.0 L600 A 19.05

1 Series	
LJ	GunDrill
4 Driver code	
A	A
M	M
S	Special

2 Tool diameter: ϕD_c (mm)	
5.0	$\phi 5.0$
10.99	$\phi 10.99$
5 Driver diameter: ϕD_s (mm)	
19.05	$\phi 19.05$
20	$\phi 20.00$

3 Overall length: L (mm)	
L600	600
L1010	1010

Overall length calculation

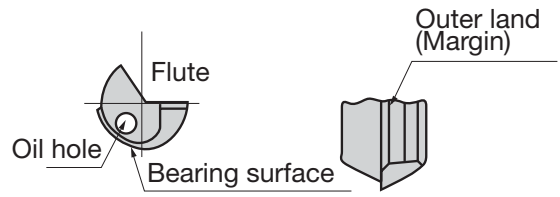
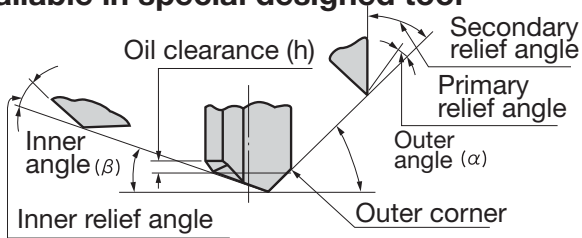


Overall length = A + B + C + D + (E) + F

- A : Regrinding area
- B : Hole depth
- C : Length of chip evacuation area
- D : Length for whipping guide
- (E) : Some margin
- F : Driver length

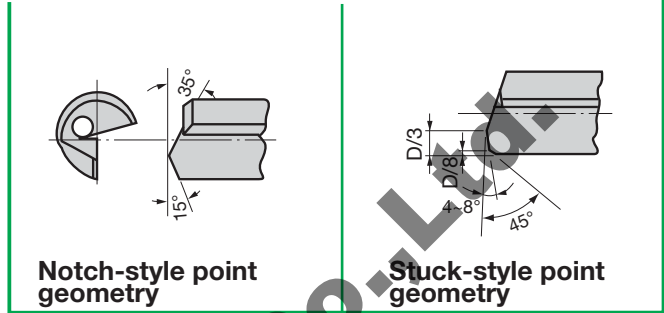
Amount of oil clearance

Available in special designed tool



Bevel-style point geometry

Tool dia. ϕD_c (mm)	Cutting edge angles	Oil clearance h (mm)	
		$\alpha = 42^\circ$ $\beta = 20^\circ$	$\alpha = 30^\circ$ $\beta = 20^\circ$
$3.2 \leq \phi D_c < 6.4$		0.7	$(0.1\phi D_c + 0.4)$
$6.42 \leq \phi D_c < 9.5$		0.8	$(0.1\phi D_c + 0.6)$
$9.52 \leq \phi D_c < 12.7$		1.1	2.0
$12.72 \leq \phi D_c < 15.9$		1.5	3.0
$15.92 \leq \phi D_c < 19.0$		2.0	4.0
$19.02 \leq \phi D_c < 22.0$		2.4	4.5
$22.0 \leq \phi D_c \leq 24.0$		2.6	5.0



Notch-style point geometry

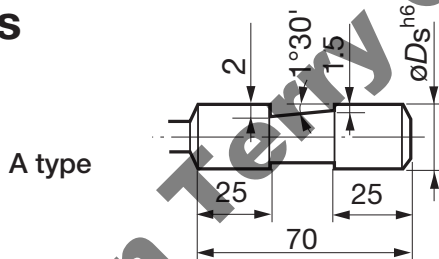
Stuck-style point geometry

Note: α = Outer angle, β = Inner angle, ϕD_c = Tool dia.

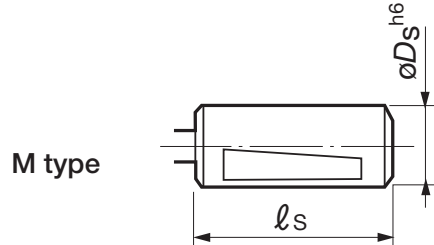
Selection of cutting edge angle

Type	Outer angle α	Suitable materials	Note
No.1	30°	Grey cast irons, Stainless steels	Standard spec.
No.2	42°	Carbon steels, Alloy steels	-
No.3	15°	Brittle workpiece materials	-

Drivers



A type



M type

Information sheet for quotation

Company:

Name:

Tel:

*② Tool diameter: ϕD_c	$\phi D_c =$ mm hole tolerance (required)	* Gundrilling depth: H Flute length: l	$H =$ mm $l =$ mm
*③ Overall length: L	$L =$ mm	Workpiece material	
*④ Driver code A or M type**		Machine	• Gundrill machine • Others ()

* Required item

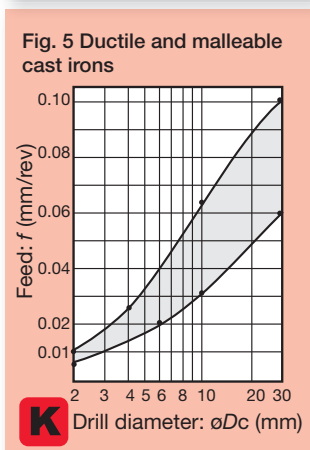
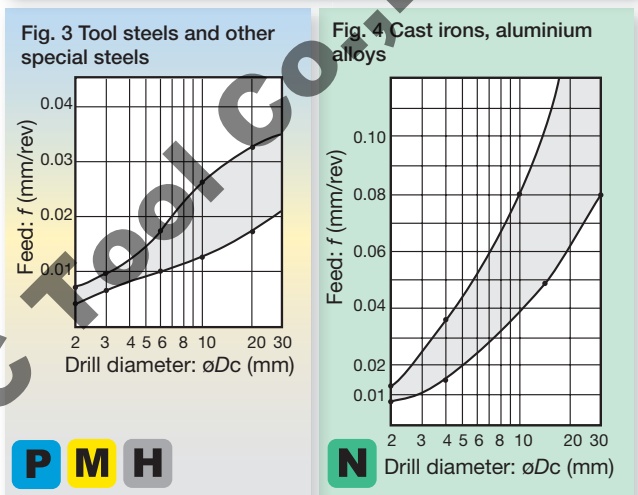
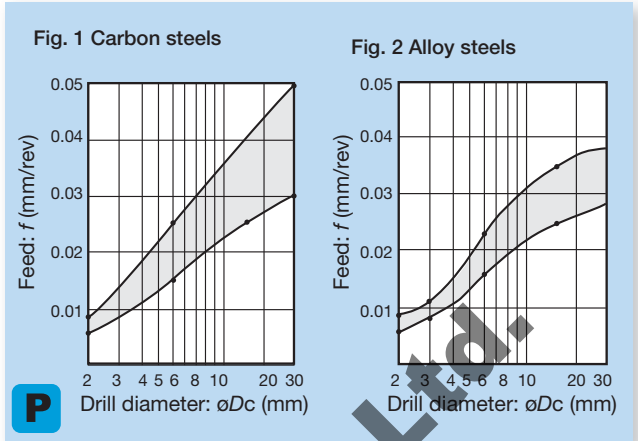
** If another type of driver is needed, please inform the specification of driver on this sheet.

Standard cutting condition

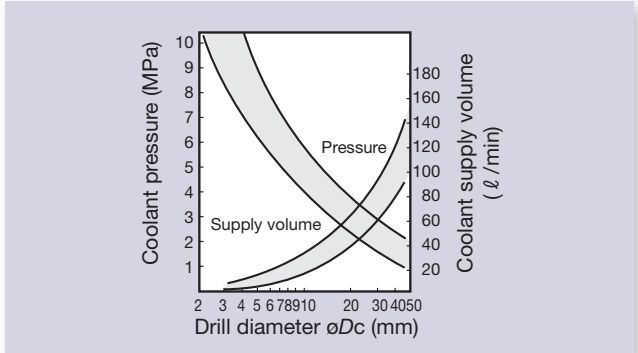
Workpiece materials	Heat treatment	Hardness		Cutting speed Vc (m/min)	Feed f (mm/rev)
		HB	HRC		
Free-cutting carbon steels					
S10C ~ S15C	Cold drawn	160 - 190	(5) - (11)	130	Refer to Fig. 1
S30C ~ S50C	Cold drawn	200 - 230	(12) - 20	100	
S35C ~ S50C	Hardened and tempered	250 - 300	25 - 32	80	
Carbon steels					
S10C ~ S35C	Annealed	110 ~ 120		130	Refer to Fig. 1
S10C ~ S50C	Annealed	120 ~ 185	~ (9)	120	
S50C ~	Annealed	170 ~ 200	(5) ~ (13)	100	
S20C ~ S30C	Hardened and tempered	210 ~ 250	(16) ~ 24	90	Refer to Fig. 2
S30C ~ S55C	Hardened and tempered	260 ~ 310	26 ~ 33	70	
S50C ~	Hardened and tempered	320 ~ 375	34 ~ 40	50	
S55C ~	Hardened and tempered	380 ~ 440	41 ~ 47	40	
Cast steels SCr, SNC SNCM, SCM SMn etc.	Annealed	150 ~ 230	~ (20)	90	Refer to Fig. 2
	Annealed or Hardened and tempered	240 ~ 310	23 ~ 33	70	Refer to Fig. 2
		315 ~ 370	34 ~ 40	50	Refer to Fig. 3
		380 ~ 440	40 ~ 47	40	
Cast steels SC	Hardened and tempered	140 ~ 180	~ (8)	100	Refer to Fig. 2
	Annealed	190 ~ 240	(11) ~ 22	90	
Tool steels SKS, SKD etc.	Annealed	150 ~ 200	~ (13)	70	Refer to Fig. 3
	Annealed	210 ~ 300	(16) ~ 32	50	
Stainless steels Ferritic SUS405, 430	Annealed	150 ~ 200	~ (13)	70	Refer to Fig. 3
Austenitic SUS304, 305	Annealed	160 ~ 220	~ (18)	50	
Martensitic SUS403, 410	Hardened and tempered	160 ~ 220 300 ~ 350	~ (18) 32 ~ 38	70 50	
Grey cast irons FC100 ~ 350		110 ~ 180		90	Refer to Fig. 4
		190 ~ 220		80	
		220 ~ 260		70	
Ductile cast irons FCD400 ~ 700		120 ~ 170		80	Refer to Fig. 5
		180 ~ 240		65	
		240 ~ 280		55	
		260 ~ 320		40	
Malleable cast irons FCMB FCMP		110 ~ 180		90	Refer to Fig. 5
		190 ~ 220		80	
		220 ~ 260		70	
Cast aluminium alloys AC3A etc. Aluminium die cast alloys	Annealed	5000load 40 ~ 100		180	Refer to Fig. 4
Copper alloys	Annealed	120 ~ 160		< 150	Refer to Fig. 4
		160 ~ 205		< 150	Refer to Fig. 5
Bearing steels		150 ~ 210		70	Refer to Fig. 3
Difficult to cut material				20	
High speed steels		210 ~ 285	(16) ~ 30	50	

- No. of revolutions: n (min⁻¹) = Cutting speed: V_c (m/min) \times 1000 \div 3.14 \div Tool diameter: ϕD_c (mm)
- Feed speed: V_f (mm/min) = No. of revolutions: n \times Feed: f (mm/rev)

Feed selection diagram



Coolant supply pressure and volume





**Tungaloy Corporation
(Head office)**

11-1 Yoshima-Kogyodanchi
Iwaki-city, Fukushima, 970-1144 Japan
Phone: +81-246-36-8501
Fax: +81-246-36-8542
www.tungaloy.co.jp

Tungaloy America, Inc.

3726 N Ventura Drive
Arlington Heights, IL 60004, U.S.A.
Phone: +1-888-554-8394
Fax: +1-888-554-8392
www.tungaloyamerica.com

Tungaloy Canada

432 Elgin St. Unit 3
Brantford, Ontario N3S 7P7, Canada
Phone: +1-519-758-5779
Fax: +1-519-758-5791
www.tungaloy.co.jp/ca

Tungaloy de Mexico S.A.

C Los Arellano 113,
Parque Industrial Siglo XXI
Aguascalientes, AGS, Mexico 20290
Phone: +52-449-929-5410
Fax: +52-449-929-5411
www.tungaloy.co.jp/mx

**Tungaloy do Brasil Comércio de
Ferramentas de Corte Ltda.**

Rua dos Sabias N.104
13280-000 Vinhedo, São Paulo, Brazil
Phone: +55-19-38262757
Fax: +55-19-38262757
www.tungaloy.co.jp/br

Tungaloy Germany GmbH

An der Alten Ziegelei 1
D-40789 Monheim, Germany
Phone: +49-2173-90420-0
Fax: +49-2173-90420-19
www.tungaloy.de

Tungaloy France S.A.S.

ZA Courtaboeuf - Le Rio
1 rue de la Terre de feu
F-91952 Courtaboeuf Cedex, France
Phone: +33-1-6486-4300
Fax: +33-1-6907-7817
www.tungaloy.fr

Tungaloy Italia S.r.l.

Via E. Andolfato 10
I-20126 Milano, Italy
Phone: +39-02-252012-1
Fax: +39-02-252012-65
www.tungaloy.it

Tungaloy Czech s.r.o.

Turanka 115
CZ-627 00 Brno, Czech Republic
Phone: +420-532 123 391
Fax: +420-532 123 392
www.tungaloy.cz

Tungaloy Ibérica S.L.

C/Miquel Servet, 43B, Nau 7
Pol. Ind. Bufalvent
ES-08243 Manresa (BCN), Spain
Phone: +34 93 113 1360
Fax: +34 93 876 2798
www.tungaloy.es

Tungaloy Scandinavia AB

S:t Lars Väg 42A
SE-22270 Lund, Sweden
Phone: +46-462119200
Fax: +46-462119207
www.tungaloy.se

Tungaloy Rus, LLC

36-D Harkovsky Lane
308009 Belgorod, Russia
Phone: +7 4722 24 00 07
Fax: +7 4722 24 00 08
www.tungaloy.co.jp/ru

Tungaloy Polska Sp. z o.o.

ul. Genewska 24
03-963 Warszawa, Poland
Phone: +48-22-617-0890
Fax: +48-22-617-0890
www.tungaloy.co.jp/pl

Tungaloy U.K. Ltd

The Technology Centre,
Wolverhampton Science Park
Glaisher Drive, Wolverhampton
West Midlands WV10 9RU, UK
Phone: +44 121 309 0163
Fax: +44 121 270 9694
www.tungaloy.co.jp/uk
salesinfo@tungaloyuk.co.uk

Tungaloy Hungary Kft

Erzsébet királyné útja 125
H-1142 Budapest, Hungary
Phone: +36 1 781-6846
Fax: +36 1 781-6866
www.tungaloy.co.jp/hu
info@tungaloytools.hu

Tungaloy Turkey

Dudullu Organize Sanayi Bolgesi DES
Sanayi Sitesi 1 Cadde Ticaret
Merkezi No:3/7
34779 Umraniye Istanbul, TURKEY
Phone: +90 216 540 04 67
Fax: +90 216 540 04 87
www.tungaloy.co.jp/tr
info@tungaloy.com.tr

Tungaloy Benelux b.v.

Tjalk 70
NL-2411 NZ Bodegraven, Netherlands
Phone: +31 172 630 420
Fax: +31 172 630 429
www.tungaloy-benelux.com

Tungaloy Croatia

Malinska 8
10430 Samobor, Croatia
Phone: +385 1 3326 604
Fax: +385 1 3327 683
www.tungaloy.hr

**Tungaloy Cutting Tool
(Shanghai) Co.,Ltd.**

Rm No 401 No.88 Zhabei
Jiangchang No.3 Rd
Shanghai 200436, China
Phone: +86-21-3632-1880
Fax: +86-21-3621-1918
www.tungaloy.co.jp/tcts

**Tungaloy Cutting Tool
(Thailand) Co.,Ltd.**

11th Floor, Sorachai Bldg. 23/7
Soi Sukhumvit 63
Klongtonnue, Wattana
Bangkok 10110, Thailand
Phone: +66-2-714-3130
Fax: +66-2-714-3134
www.tungaloy.co.th

Tungaloy Singapore (Pte.), Ltd.

31 Kaki Bukit Road 3, #05-19 TechLink
Singapore 417818
Phone: +65-6391-1833
Fax: +65-6299-4557
www.tungaloy.co.jp/tpsl

Tungaloy India Pvt. Ltd.

Unit#13, B wing, 8th floor
Kamala Mills Compound
Trade World, Lower Parel (West)
Mumbai - 4000 13, India
Phone: +91-22-6124-8804
Fax: +91-22-6124-8899
www.tungaloy.co.jp/in

Tungaloy Korea Co., Ltd

#1312, Byucksan Digital Valley 5-cha
Beotkkot-ro 244, Geumcheon-gu
153-788 Seoul, Korea
Phone: +82-2-2621-6161
Fax: +82-2-6393-8952
www.tungaloy.co.jp/kr

Tungaloy Malaysia Sdn Bhd

50 K-2, Kelana Mall, Jalan SS6/14
Kelana Jaya, 47301
Petaling Jaya, Selangor Darul Ehsan
Malaysia
Phone: +603-7805-3222
Fax: +603-7804-8563
www.tungaloy.co.jp/my


Tungaloy Australia Pty Ltd

Unit 308/33 Lexington Drive
Bella Vista NSW 2153, Australia
Phone: +612-9672-6844
Fax: +612-9672-6866
www.tungaloy.co.jp/au

PT. Tungaloy Indonesia

Kompleks Grand Wisata Block AA-10
No.3-5 Cibitung
Bekasi 17510, Indonesia
Phone: +62-21-8261-5808
Fax: +62-21-8261-5809
www.tungaloy.co.jp/id

Distributed by:



ISO 9001 certified
QC00J0056
Tungaloy Corporation
18/10/1996

ISO 14001 certified
EC97J1123
Tungaloy Group
Japan site and Asian
production site
26/11/1997



Produced from Recycled paper

Nov. 2013 (TJ)